

STRS4

3-phase 400 VAC transformer controller with TK

The STRS4 series of transformer fan speed controllers regulate the rotational speed of three-phase voltage controllable motors by varying the output voltage. They are equipped with auto-transformers and control the speed manually in five steps. They feature TK monitoring for thermal motor protection. The used technology provides a regulated output voltage with a perfect sinusoidal shape.

Key features

- Wide power range: 1,2 A—14,0 A
- 5-step rotary switch for manual control plus off-position
- LED status indication
- Manual restart after power failure or TK failure
- TK monitoring for thermal motor protection

Technical specifications

Supply voltage	3x 400 VAC / 50—60 Hz	
Max. motor current (I _{max})	1,2—14,0 A, depending on the product version	
Unregulated output	230 VAC, 2 A	
Enclosure	sheet steel (RAL 7035, polyester powder coating)	
Protection standard	IP54 (according to EN 60529)	
Ambient conditions	Temperature	-20—35 °C
	Rel. humidity	5—95 % rH (non-condensing)

Article codes

Article code*	Rated max. current [A]
STRS4-12L40	1,2
STRS4-15L40	1,5
STRS4-25L40	2,5
STRS4-40L40	4,0
STRS4-60L40	6,0
STRS4-80L40	8,0
STRS4110L40	11,0
STRS4140L50	14,0

*The last 3 characters represent the voltage series. See the table below.

Voltage series

Knob position	0	-	1	2	3	4	5
	Regulated output [VAC]						
L40 version	0	-	130	180	230	300	400
L50 version**	0	130*	170	220	260	300	400
Unregulated output [VAC]							
L1	0	230	230	230	230	230	230

* Available but not connected.

**If more than 5 output voltages are available, it is possible to adjust the 5 steps by changing the internal wiring.

Wiring and connections

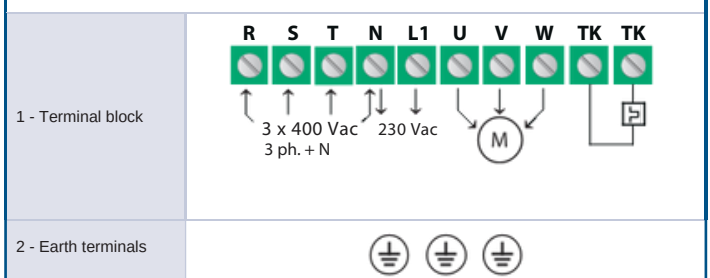

Pe	Earth terminals
R	Power supply 3*400 VAC / 50—60 Hz
S	
T	
N	Neutral
L1	Unregulated output, phase (230 VAC / 50—60 Hz / 2 A)
U	Regulated output to motor
V	
W	
TK	TK monitoring for thermal motor protection
TK	



Area of use

- Speed control of voltage controllable 400 V three-phase motors (pumps and fans)
- For indoor use only

Legend



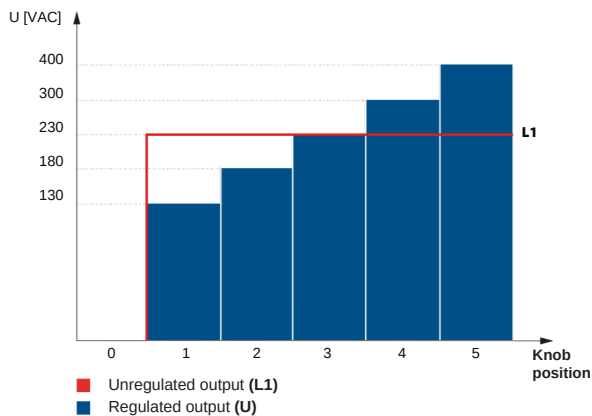
STRS4

3-phase 400 VAC transformer controller with TK

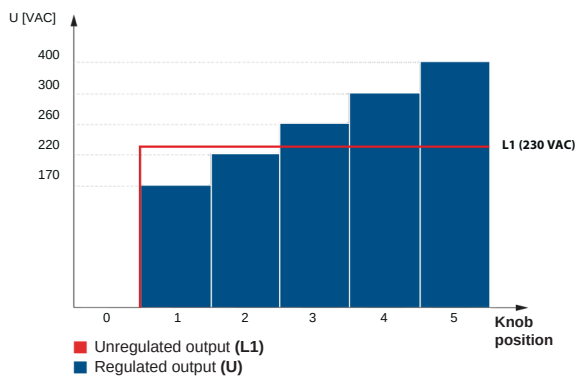


Operational diagrams

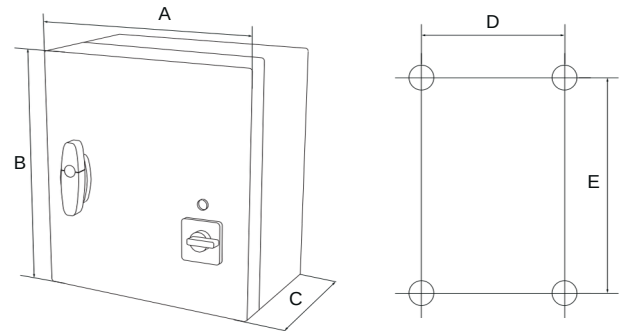
L40 Series



L50 Series



Fixing and dimensions



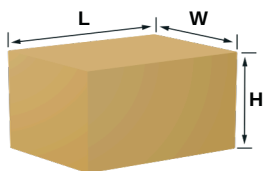
Article code	A [mm]	B [mm]	C [mm]	D [mm]	E [mm]
STRS4-12L40	300	325	175	255	255
STRS4-15L40	300	325	185	255	255
STRS4-25L40	300	325	185	255	255
STRS4-40L40	300	425	185	255	355
STRS4-60L40	300	425	235	255	355
STRS4-80L40	300	425	235	255	355
STRS4110L40	400	430	235	355	355
STRS4140L50	400	430	235	355	355

Standards

- Low Voltage Directive 2014/35/EC
- EMC Directive 2014/30/EC: EN 61326
- WEEE Directive 2012/19/EC
- RoHS Directive 2011/65/EC



Packaging



Article code	Packaging	Length [mm]	Width [mm]	Height [mm]	Net weight [kg]	Gross weight [kg]
STRS4-12L40	Unit (1 pc.)	320	210	160	6,02	6,30
STRS4-15L40	Unit (1 pc.)	340	310	200	11,60	12,10
STRS4-25L40	Unit (1 pc.)	340	310	200	13,00	13,50
STRS4-40L40	Unit (1 pc.)	440	310	200	18,20	18,55
STRS4-60L40	Unit (1 pc.)	440	310	250	22,30	22,86
STRS4-80L40	Unit (1 pc.)	440	310	250	27,20	27,76
STRS4110L40	Unit (1 pc.)	450	410	250	38,00	38,80
STRS4140L50	Unit (1 pc.)	450	410	250	43,00	43,80